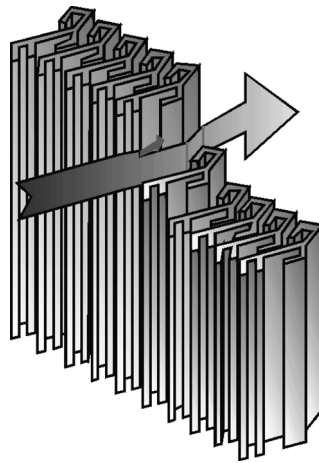




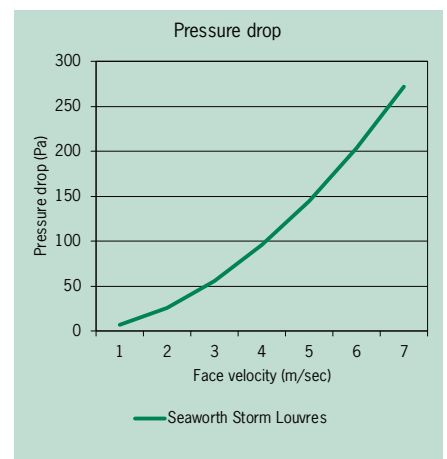
SEAWORTH



Clean air solutions



Performance	
Water handling capacity (per metre width)	240 L/min
Maximum face velocity	6.5 m/sec
Optimum face velocity	4 – 5 m/sec
VTT Expert Services tested at 5.0 m/sec	Class A (100%)



# SEAWORTH CLASS A STORM LOUVRES

## Description

Seaworth Storm Louvres are designed to eliminate ingress of moisture, rain and sea spray into the intake air of machinery, engine rooms and HVAC systems, particularly in applications where large water volumes and high face velocities exist.

Seaworth Storm Louvres are Class A rated – eliminating 100% of moisture from intake air, when operating at specified velocity. Operating effectively at up to twice the velocity of conventional louvres, Seaworth Storm Louvres remove maximum possible water loading with minimal pressure drop.

Seaworth Storm Louvres work by drawing air through a series of specially designed vanes which trap moisture. The

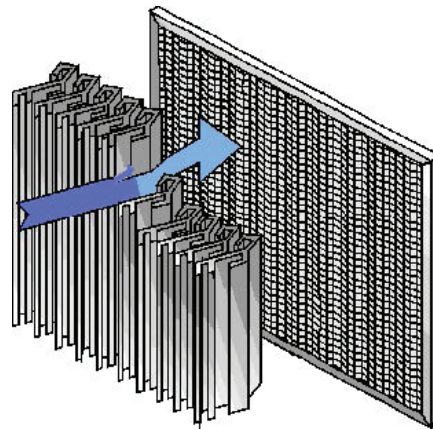
trapped moisture then drains vertically down the channels and finally out the front drainage slot or into a manometric drain trap.

## Construction

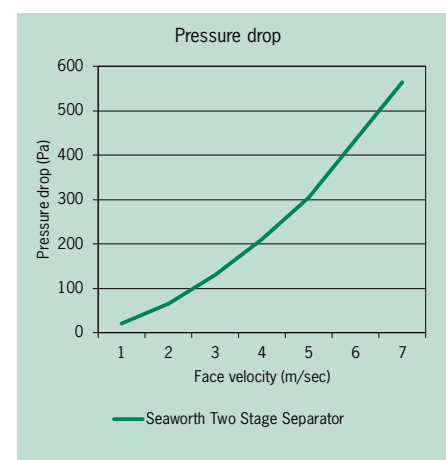
Robustly constructed from lightweight aluminum, Seaworth Storm Louvres feature anodised vanes and a powder coated casing – making them suitable for harsh environments.

## Mounting

Seaworth Storm Louvres can be supplied in modules with joining mullions to suit any opening. Fasteners, insulators and flange gaskets are supplied upon request.



Performance	
Water handling capacity (per metre width)	240 L/min
Maximum face velocity	6.5 m/sec
VTT Expert Services tested at 5.0 m/sec	Class A (100%)
Efficiency against NGTE 30 knot aerosol (GT2 or PB1 filter)	0.01 ppm



# SEAWORTH TWO-STAGE SEPARATOR

## Description

Seaworth Two Stage Separators are designed to eliminate ingress of moisture, rain and sea spray into the intake air of machinery and engine rooms located on off-shore platforms, marine vessels and coastal areas. Two Stage Separators are effective in harsh applications where large water volumes, dust and salt are an issue.

The following configurations are available for the Seaworth Two Stage Separator:

- Separator/Filter – suitable for velocities up to 4.5 m/sec
- Filter/Separator – suitable for velocities up to 6.1 m/sec

## Separator Stage Construction

Robustly constructed from lightweight,

marine grade anodized aluminum, the vane separator works by drawing air through a series of specially designed vanes which trap moisture. The trapped moisture then drains vertically down the channels and finally out the front drainage slot or into a manometric drain trap.

## Filter Stage Construction

GT2 filters can be used in either of the configurations available and are designed to reduce airborne salt and dust contaminants.

GT2 filters are manufactured from durable synthetic media sandwiched between welded wire mesh – making them fully washable. To increase the surface area and provide rigidity, the structure is corrugated and retained in a 316 stainless steel channel frame.

The following filters are also appropriate for use in the secondary stage only:

- HE10
- PB1
- HV2
- PB1 and HV2 combined

The use of HV2 or HE10 filters can increase salt efficiency to 0.0013 ppm against NGTE 30 knot aerosol.

## Mounting

Seaworth Two Stage Separators are supplied with predrilled flange, 316 stainless steel countersunk screws, nylon insulators and neoprene flange gaskets.

**Effective in the most arduous environments, providing superior protection from corrosion.**

# SEAWORTH THREE-STAGE SEPARATOR

## Description

Seaworth Three Stage Separators are designed to eliminate ingress of moisture, rain and sea spray into the intake air of gas turbines, large generator sets and engine rooms located on off-shore platforms, marine vessels and coastal areas. Three Stage Separators are effective in the most arduous environments, providing superior protection from corrosion caused by salt.

The most common Three Stage Separator configuration is:

- Separator/Filter/Separator – suitable for velocities up to 7.0 m/sec

## Separator Stage Construction

Robustly constructed from lightweight, marine grade anodized aluminum, the vane separator works by drawing air through a series of specially designed vanes which trap moisture. The trapped moisture then drains vertically down the channels and finally out the front drainage slot or into a manometric drain trap.

## Filter Stage Construction

GT2 filters are designed to reduce airborne salt and dust contaminants. GT2 filters are manufactured from durable synthetic media sandwiched between welded wire mesh – making them fully washable. To increase the surface area and provide rigidity, the structure is corrugated and retained in a 316 stainless steel channel frame.

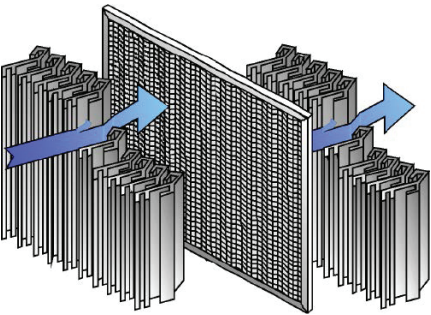
The following filters are also appropriate for use in the filter stage of the Seaworth Three Stage Separator:

- HE10
- PB1
- HV2
- PB1 and HV2 combined

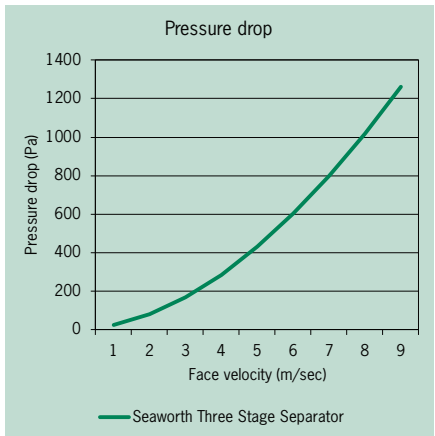
## Optional Fourth Stage

For turbine intakes and applications where an air quality rating above F5 is required, an F8 rated compact filter can be added to the Seaworth Three Stage Separator. For satisfactory operation of the four-stage system, the first three stages should operate at a medium

velocity of between 3.5 m/sec and 4.0 m/sec. The fourth and final stage should operate at approximately 2.5 – 2.8 m/sec offering a salt efficiency of 0.01 ppm and an atmospheric rating of F8.



Performance	
Water handling capacity (per metre width)	240 L/min
Maximum face velocity	6.5 m/sec
VTT Expert Services tested at 5.0 m/sec	Class A (100%)
Efficiency against NGTE 30 knot aerosol (GT2 or PB1 filter)	0.01 ppm
Efficiency against NGTE 30 knot aerosol (HV2 or HE10 filter)	0.0013 ppm



© Camfil New Zealand / Seaworth / 23-02-18-0700  
 As part of our continuous improvement, Camfil reserve the right to change specifications without notice.

## **CAMFIL – a global leader in air filters and clean air solutions.**

Camfil is a global leader in the air filtration industry with more than half a century of experience in developing and manufacturing sustainable clean air solutions that protect people, processes and the environment against harmful airborne particles, gases and emissions. These solutions are used globally to benefit human health, increase performance and reduce energy consumption in a wide range of air filtration applications.

Our 26 manufacturing plants, six R&D sites, local sales offices and 3,800 employees provide service and support to our customers around the world. Camfil is headquartered in Stockholm, Sweden. Group sales total more than SEK 6 billion per year.

+64 7827 4142  
nzcb-sales@camfil.com  
www.camfil.co.nz